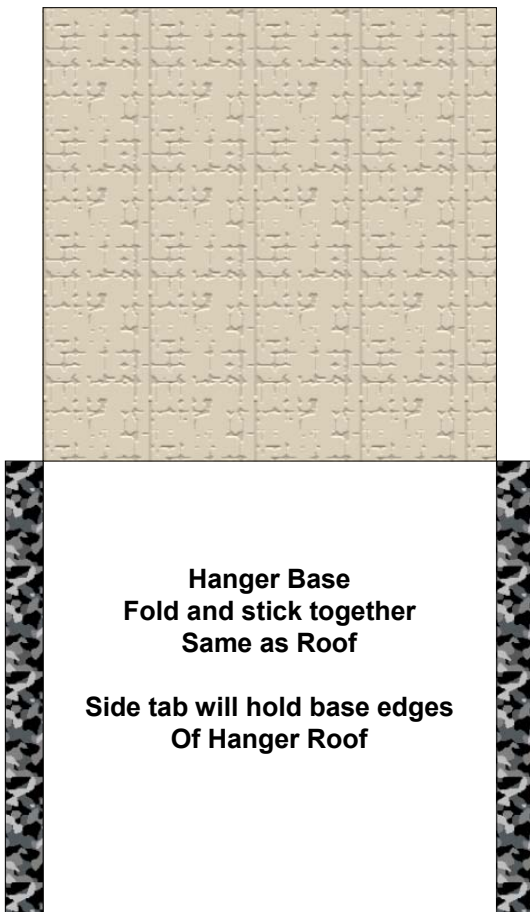










**Hanger Roof**  
Fold and stick together



**Hanger Base**  
Fold and stick together  
Same as Roof  
Side tab will hold base edges  
Of Hanger Roof



**Small Hangers**  
Made same as large  
One.  
End pieces fold  
Together, & stick on  
front of arch if  
Desired.



**Tip!** When glue is dry bend around something round to get a smooth Arch.

# Urban Hanger Set

Sheet 1 of 1

[www.germy.co.uk](http://www.germy.co.uk)

